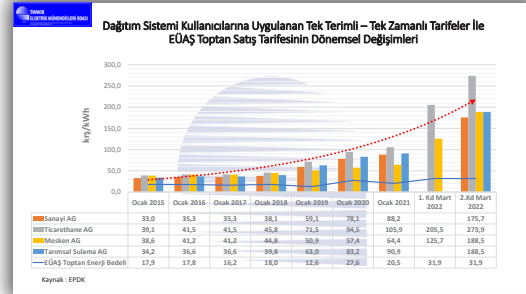
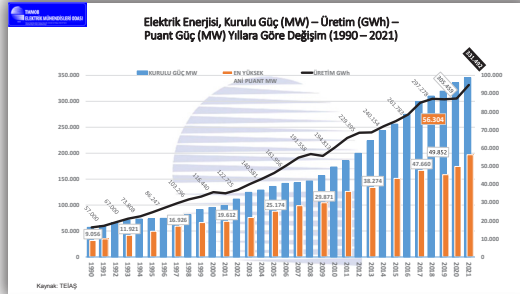
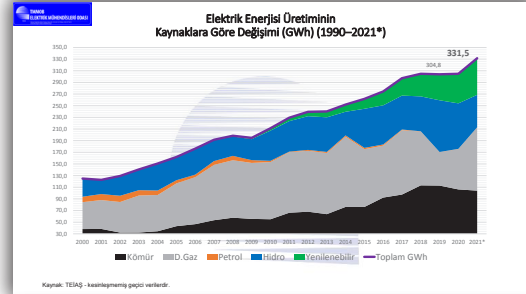
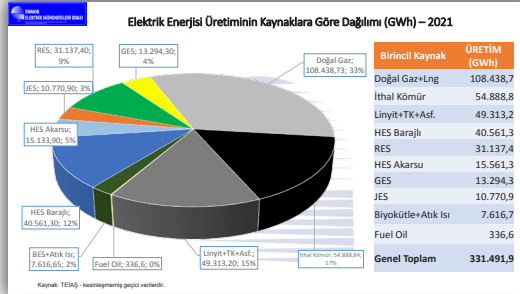
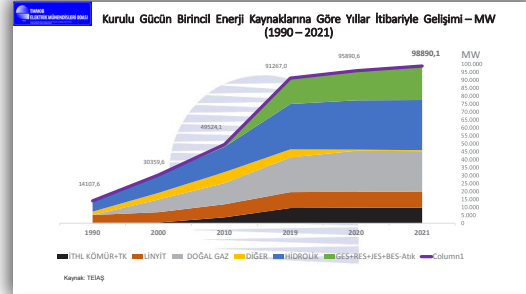
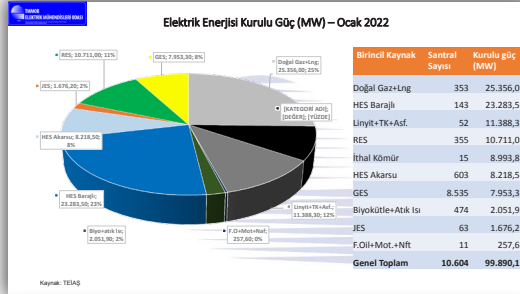
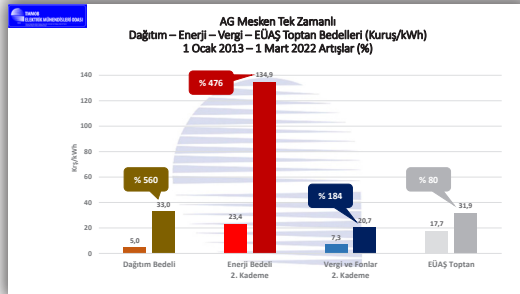
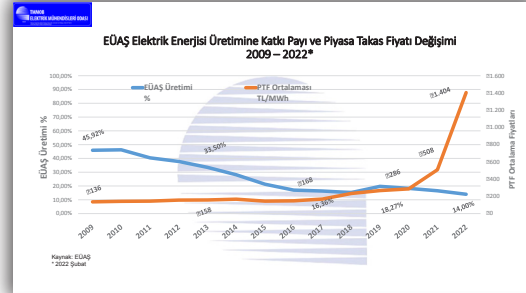


ELEKTRİK İSTATİSTİKLERİ



1 Mart 2022 Elektrik Tarifeleri (AG – Tek Zamanlı – Tek Zamanlı)

	Sanayi	Ticarethane	Mesken	Tarimsal Sulama
Enerji Bedeli krs/kWh	166,91	189,02	133,74	134,88
Dağıtım Bedeli krs/kWh	24,86	33,69	33,69	32,95
BTV krs	1,67	9,95	6,68	6,74
KDV krs	34,82	41,79	32,86	13,97
TOPLAM krs/kWh	228,26	273,95	205,46	188,54



Faturalanan Elektrik Tüketiminin Abone Türü Bazında Dağılımı 2020 – 2021* (Adet – MWh – %)

Abone Türü	2020			2021			2020 – 2021 Tüketim Değişim (%)
	Abone Sayısı	Miktar GWh	Tüketim Payı(%)	Abone Sayısı	Miktar GWh	Tüketim Payı(%)	
Sanayi	80.764	99.767.340,6	42,7 %	87.134	111.622.499,0	44,0 %	11,8 %
Ticarethane	7.084.348	57.633.481,9	24,7 %	7.246.450	61.320.487,0	24,2 %	6,4 %
Mesken	37.893.943	60.133.987,7	25,8 %	38.925.290	61.995.345,0	24,2 %	2,1 %
Aydınlatma	336.582	5.095.836,1	2,2 %	342.259	5.408.701,7	2,1 %	6,1 %
Tarimsal Sulama	686.813	10.805.968,5	4,6 %	710.843	13.738.625,8	5,4 %	2,7 %
Genel Toplam	46.082.450	233.436.614,8	100,00 %	47.311.976	253.485.658,6	100,00 %	8,5 %

Kaynak: EPDK - 2021 Dağıtım Açık Toplamlar